

Scaled data based on original data using
LM-79-2019 Approved Method: Electrical and Photometric Measurements of Solid-State
Lighting Products

Test Report Prepared for

Cooper Lighting Solutions

Brand: CORELITE

Report Number: P1215746

Luminaire Tested: 24-ID2-90-CFR2-L835-U

Issue Date: 12/5/2025

Test Information

Test Method: LM-79-2019
Report Number: P1215746
TEST IS SCALED FROM IESNA LM-79-08 TEST DATA (G3-2508-510-7)
Test Lab: INNOVATION CENTER
Issue Date: 12/5/2025
Manufacturer: COOPER LIGHTING SOLUTIONS
Product Line: CORELITE
Catalog Number: 24-ID2-90-CFR2-L835-U
Description: 2X4 IN DEPTH TROFFER WITH 2INCH CUBE REGRESS LENS
Light Source: 3500K CCT, 80 CRI LEDS
Ballast/Driver: ELECTRONIC DRIVER

Summary

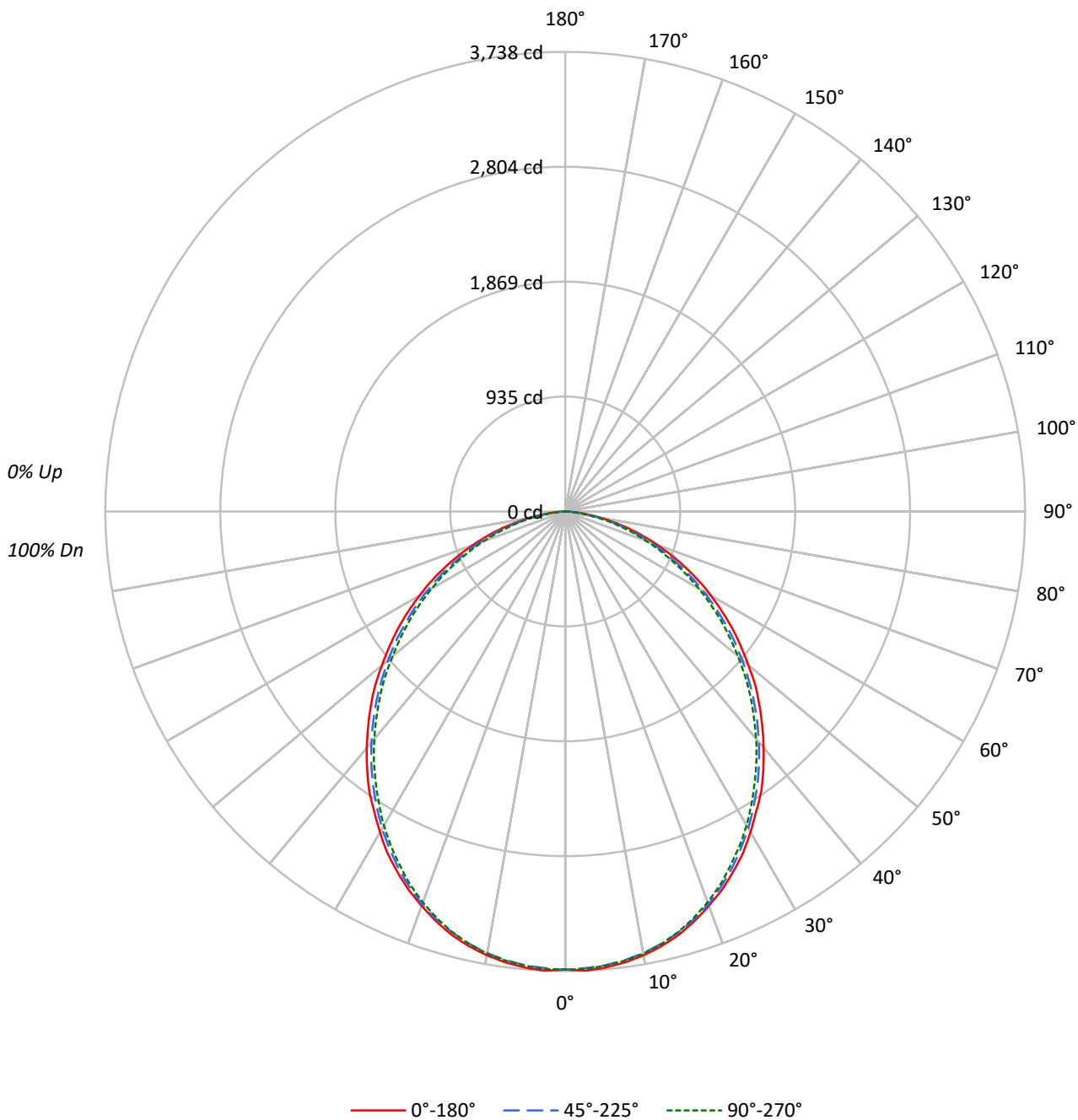
Lumens per Lamp: N/A
Luminaire Lumens: 9272.0 lumens
Efficiency: N/A
Efficacy: 118.9 lumens/watt
Spacing Criteria (0/90/45): 1.2 / 1.18 / 1.29
Luminous Opening: Rectangular (W 2' x L: 4' x H: 0')
CIE Type: Direct

Input Watts (W): 78
Input Voltage (V): 120
Input Current (Ain): NR
Voltage Rise (V): NR
Power Factor: NR
Total Harmonic Distortion (THDi): NR
Frequency (hertz): 60
Stabilization Time: NR
Operation Time: NR
Ambient Temperature (°C): NR
Test Distance: 24 FT



TEST NUMBER: P1215746
CATALOG NUMBER: 24-ID2-90-CFR2-L835-U

Luminous Intensity Polar Plot





TEST NUMBER: P1215746
 CATALOG NUMBER: 24-ID2-90-CFR2-L835-U

COEFFICIENT OF UTILIZATION - ZONAL CAVITY METHOD:

RF	20				20				20				20				20	
RC	80				70				50				30				10	0
RW	70	50	30	10	70	50	30	10	50	30	10	50	30	10	50	30	10	0
RCR																		
0	119	119	119	119	116	116	116	116	111	111	111	106	106	106	102	102	102	100
1	109	105	101	97	107	103	99	96	98	95	93	95	92	90	91	89	87	85
2	100	92	86	80	97	90	84	79	87	82	77	83	79	76	80	77	74	72
3	91	81	74	67	89	80	73	67	77	71	65	74	69	64	72	67	63	61
4	84	72	64	57	82	71	63	57	69	62	56	66	60	55	64	59	55	53
5	77	65	56	50	75	64	56	49	62	54	49	60	53	48	58	52	48	46
6	72	59	50	44	70	58	49	43	56	49	43	54	48	43	53	47	42	40
7	67	53	45	39	65	53	44	39	51	44	38	50	43	38	48	42	38	36
8	62	49	40	35	60	48	40	35	47	40	34	46	39	34	44	38	34	32
9	58	45	37	31	57	44	37	31	43	36	31	42	36	31	41	35	31	29
10	54	41	34	29	53	41	33	28	40	33	28	39	33	28	38	32	28	26

AVERAGE LUMINANCE (cd/sqm):

	0°	45°	90°
0°	5013	5013	5013
5°	5030	5005	5010
10°	5007	4983	4990
15°	4966	4939	4934
20°	4887	4869	4843
25°	4798	4757	4717
30°	4679	4624	4581
35°	4562	4471	4413
40°	4407	4300	4240
45°	4252	4122	4052
50°	4068	3927	3835
55°	3890	3715	3620
60°	3679	3485	3362
65°	3438	3228	3079
70°	3138	2934	2774
75°	2777	2527	2343
80°	2236	1991	1825
85°	1485	1271	1036

MAXIMUM LUMINANCE 45°-90°:

Horizontal Angle: 0°
 Vertical Angle: 45°
 Luminance: 4252 cd/sqm



TEST NUMBER: P1215746
 CATALOG NUMBER: 24-ID2-90-CFR2-L835-U

ZONAL LUMENS:

Zone	Lumens	% Fixture
0°-10°	352.2	3.8
10°-20°	999.3	10.8
20°-30°	1474.6	15.9
30°-40°	1705.1	18.4
40°-50°	1677.0	18.1
50°-60°	1424.3	15.4
60°-70°	1009.6	10.9
70°-80°	520.5	5.6
80°-90°	109.5	1.2
90°-100°	0.0	0.0
100°-110°	0.0	0.0
110°-120°	0.0	0.0
120°-130°	0.0	0.0
130°-140°	0.0	0.0
140°-150°	0.0	0.0
150°-160°	0.0	0.0
160°-170°	0.0	0.0
170°-180°	0.0	0.0
0°-30°	2826.1	30.5
0°-40°	4531.2	48.9
0°-60°	7632.5	82.3
0°-90°	9272.0	100.0
90°-120°	0.0	0.0
90°-150°	0.0	0.0
90°-180°	0.0	0.0
0°-180°	9272.0	100.0

CANDELA DISTRIBUTION:

	0°	22.5°	45°	67.5°	90°	Flux
0°	3726	3726	3726	3726	3726	
5°	3724	3711	3706	3702	3709	354
15°	3565	3551	3546	3538	3542	1004
25°	3232	3221	3204	3184	3178	1488
35°	2778	2762	2722	2698	2686	1733
45°	2234	2216	2166	2136	2129	1723
55°	1658	1633	1584	1556	1543	1481
65°	1080	1053	1014	981	967	1070
75°	534	512	486	458	451	565
85°	96	91	82	73	67	122
90°	0	0	0	0	0	



TEST NUMBER: P1215746
 CATALOG NUMBER: 24-ID2-90-CFR2-L835-U

CANDELA DISTRIBUTION (FULL):

	0°	22.5°	45°	67.5°	90°
0°	3725.8	3725.8	3725.8	3725.8	3725.8
2.5°	3738.4	3725.8	3718.2	3715.6	3724.5
5°	3724.5	3710.6	3705.5	3701.7	3709.3
7.5°	3700.5	3686.5	3681.5	3677.7	3685.3
10°	3665.0	3652.3	3647.3	3643.5	3652.3
12.5°	3620.7	3608.0	3601.7	3597.9	3604.2
15°	3565.0	3551.1	3546.0	3538.4	3542.2
17.5°	3494.1	3484.0	3480.2	3466.2	3467.5
20°	3413.1	3405.5	3400.4	3380.2	3382.7
22.5°	3329.5	3319.4	3306.7	3289.0	3289.0
25°	3232.0	3220.6	3204.2	3183.9	3177.6
27.5°	3130.8	3118.1	3091.5	3073.8	3067.5
30°	3011.8	3004.2	2976.3	2953.5	2948.5
32.5°	2890.2	2885.2	2849.7	2830.7	2818.1
35°	2777.6	2762.4	2721.9	2697.8	2686.4
37.5°	2644.6	2630.7	2587.7	2566.1	2553.5
40°	2509.2	2491.4	2448.4	2430.7	2414.2
42.5°	2371.2	2358.5	2309.1	2281.3	2269.9
45°	2234.5	2215.5	2166.1	2135.7	2129.4
47.5°	2096.5	2069.9	2021.8	1990.1	1983.8
50°	1943.3	1924.3	1876.2	1843.3	1831.9
52.5°	1799.0	1776.2	1733.1	1701.5	1686.3
55°	1658.4	1633.1	1583.7	1555.9	1543.2
57.5°	1510.3	1487.5	1443.2	1407.8	1397.6
60°	1367.3	1338.1	1295.1	1266.0	1249.5
62.5°	1226.7	1197.6	1155.8	1119.1	1111.5
65°	1079.9	1053.3	1014.0	981.1	967.2
67.5°	938.1	911.5	873.5	848.2	835.5
70°	797.6	776.0	745.7	712.7	705.1
72.5°	663.4	643.1	611.5	583.6	577.3
75°	534.2	511.5	486.1	458.3	450.7
77.5°	403.8	392.5	365.9	350.7	341.8
80°	288.6	274.7	257.0	243.1	235.5
82.5°	179.8	174.7	163.3	150.7	143.1
85°	96.2	91.2	82.3	73.4	67.1
87.5°	26.6	29.1	29.1	27.9	27.9
90°	0.0	0.0	0.0	0.0	0.0

TEST NUMBER: P1215746
 CATALOG NUMBER: 24-ID2-90-CFR2-L835-U

CIE UGR TABLE:

Reflectances:											
Ceiling		0.7	0.7	0.5	0.5	0.3	0.7	0.7	0.5	0.5	0.3
Wall		0.5	0.3	0.5	0.3	0.3	0.5	0.3	0.5	0.3	0.3
Reference plane		0.2	0.2	0.2	0.2	0.2	0.2	0.2	0.2	0.2	0.2
Room dimensions		Viewed crosswise					Viewed endwise				
X=2H	Y=2H	16.72	18.30	17.08	18.62	18.93	16.30	17.89	16.67	18.20	18.52
	3H	18.34	19.77	18.72	20.10	20.46	17.82	19.25	18.20	19.58	19.94
	4H	18.91	20.25	19.31	20.60	20.97	18.32	19.66	18.72	20.01	20.39
	6H	19.27	20.51	19.68	20.88	21.27	18.62	19.87	19.04	20.23	20.62
	8H	19.36	20.54	19.78	20.93	21.33	18.69	19.87	19.11	20.26	20.66
	12H	19.40	20.53	19.83	20.91	21.34	18.71	19.84	19.14	20.22	20.65
4H	2H	17.23	18.57	17.63	18.92	19.30	16.90	18.24	17.30	18.59	18.97
	3H	19.07	20.18	19.48	20.58	20.98	18.62	19.74	19.03	20.14	20.54
	4H	19.75	20.75	20.18	21.17	21.60	19.22	20.23	19.65	20.64	21.08
	6H	20.21	21.09	20.67	21.53	21.99	19.62	20.50	20.08	20.94	21.40
	8H	20.33	21.15	20.80	21.60	22.06	19.71	20.53	20.17	20.98	21.44
	12H	20.40	21.13	20.88	21.61	22.08	19.75	20.49	20.23	20.96	21.43
8H	4H	19.95	20.77	20.41	21.22	21.68	19.48	20.30	19.94	20.74	21.21
	6H	20.51	21.18	21.00	21.67	22.15	19.96	20.64	20.46	21.13	21.61
	8H	20.67	21.28	21.18	21.79	22.27	20.09	20.70	20.60	21.21	21.70
	12H	20.78	21.32	21.29	21.81	22.37	20.17	20.70	20.67	21.19	21.76
12H	4H	19.96	20.69	20.44	21.17	21.64	19.50	20.23	19.98	20.71	21.18
	6H	20.52	21.13	21.03	21.63	22.12	19.99	20.60	20.50	21.11	21.59
	8H	20.73	21.26	21.23	21.75	22.32	20.16	20.70	20.67	21.19	21.75

Cooper Lighting Solutions Photometric Lab
1121 Highway 74 South
Peachtree City, GA 30269



LM-79-2019: Approved Method: Electrical and Photometric Measurements of Solid-State Lighting Products

Report Prepared for

Cooper Lighting Solutions

Corelite

Report Number: SP1-2506-458-1

Test Date: 07/23/2025

Luminaire Tested: 22ID2-55-CFR1-L835-U

Data in this report applies to families of products including 22ID2-55-CFR1-L835-U

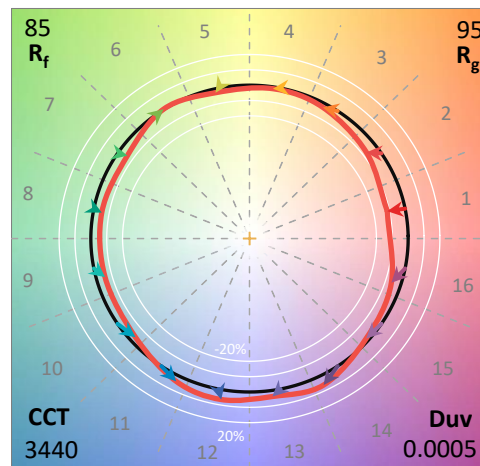
Test Information

Test Method: LM-79-2019
 Report Number: SP1-2506-458-1
 Test Lab: COOPER LIGHTING SOLUTIONS
 Photometer: SP1 - 76IN SPHERE
 Measurement Geometry: 4π
 Issue Date: 08/27/2025
 Manufacturer: COOPER LIGHTING SOLUTIONS
 Product Line: Corelite
 Catalog Number: **22ID2-55-CFR1-L835-U**
 Description: 2X2 CGTX WITH INDEPTH FRAME AND CFR1 LENS - 5500 LUMEN 3500K 80CRI

Spectral Parameters

CCT (K): 3440
 CIE u': 0.2370
 CIE v': 0.5132
 Duv: 0.0005
 CIE x: 0.4093
 CIE y: 0.3940
 CIE z: 0.1967
 Peak Wavelength (nm): 599
 Dominant Wavelength (nm): 580
 Purity: 41.09375
 Rf: 84.9
 Rg: 94.6

CRI (Ra):	84.2		
R1:	82.8	R9:	13.6
R2:	91.7	R10:	80.1
R3:	96.7	R11:	81.1
R4:	81.9	R12:	65.8
R5:	82.6	R13:	85.2
R6:	88.8	R14:	98.7
R7:	85.0	R15:	76.2
R8:	63.7		



Test Conditions

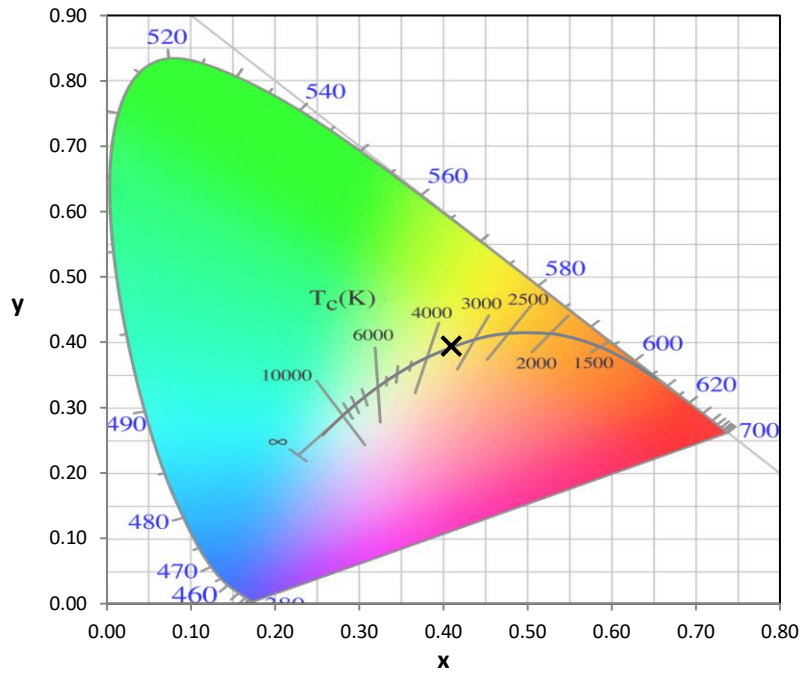
Stabilization Time: 36M
 Operation Time: 1H 36M
 Sphere Temperature (°C): 24.0

REPORT NUMBER: SP1-2506-458-1

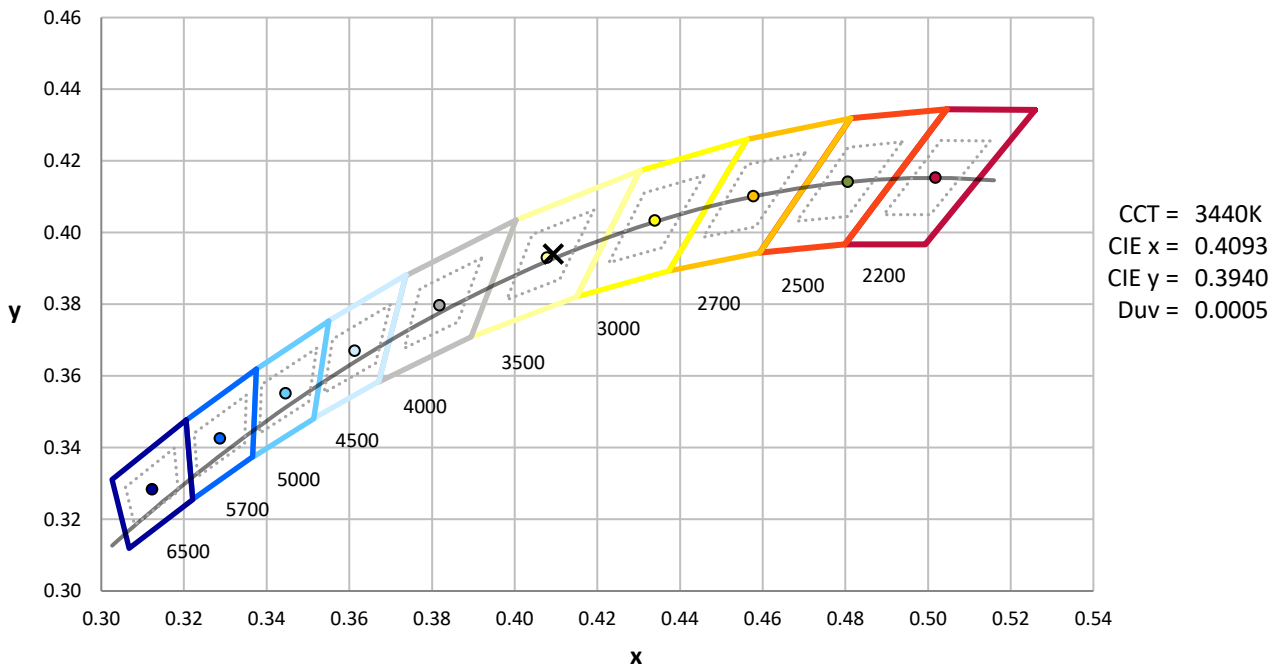
Measurement and Test Equipment			
Instrument	Identification Number	Calibration Date	Calibration Due Date
Photometer	76INCH SPHERE IN0058	6/16/2025	12/16/2025
Power Meter	XITRON INXT2011004	1/21/2025	1/21/2026
AC Power Source	CHROMA 61603 IN0063	10/22/2024	10/22/2025
DC Power Source	AGILENT E3634A IN0208	10/22/2024	10/22/2025
Sphere Thermometer	ONSET IN0085	10/22/2024	10/22/2025
Room Thermometer	ONSET IN0046	10/22/2024	10/22/2025

REPORT NUMBER: SP1-2506-458-1

CIE 1931 Chromaticity Diagram



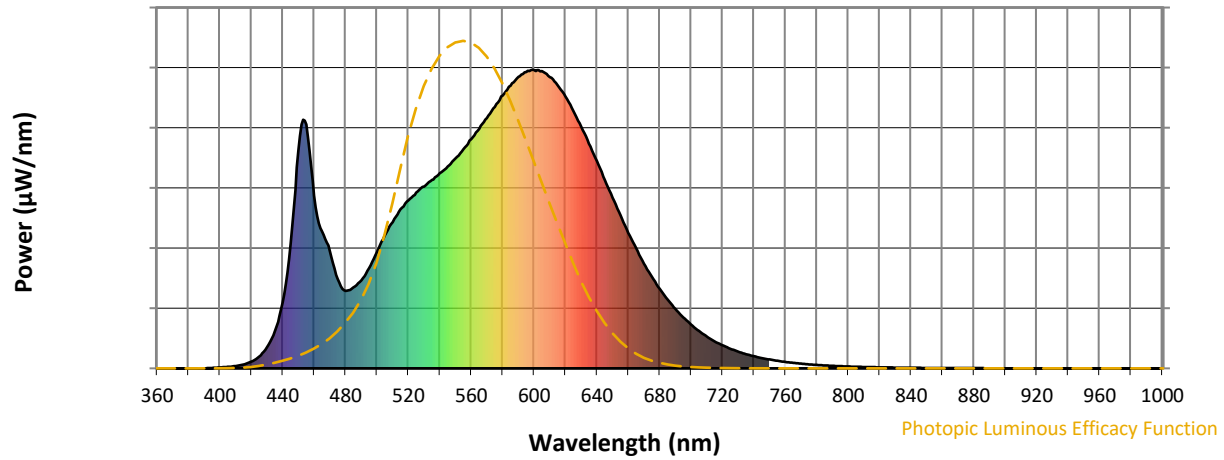
CIE 1931 Chromaticity Diagram with 2017 ANSI 7-Step and 4-Step Quadrangles



Point lies inside the ANSI 3500K 4-step quadrangle

REPORT NUMBER: SP1-2506-458-1

Photopic Flux vs. Wavelength

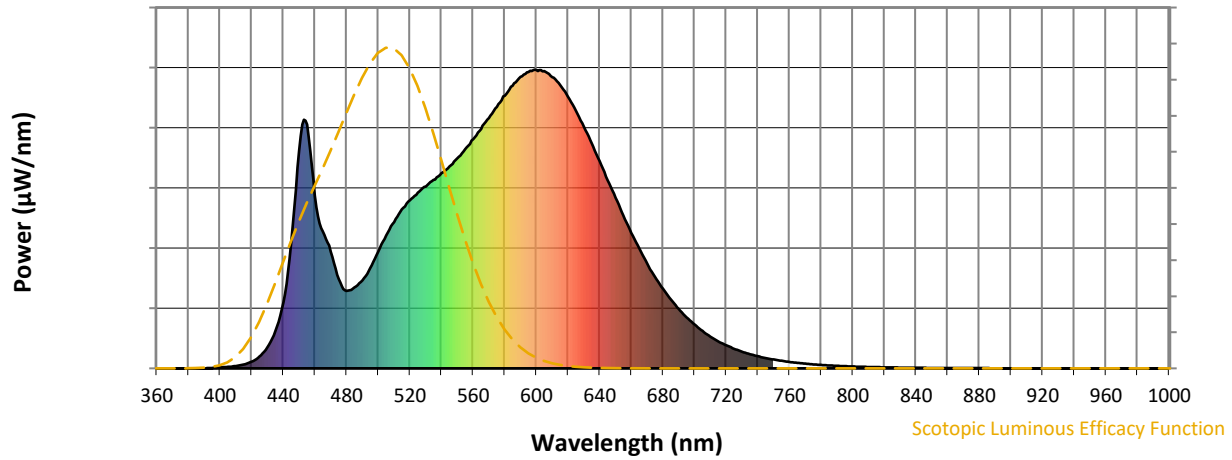


Photopic Lumens: NR

λ (nm)	Power W [^] /nm	Lumens (ϕ /nm)	λ (nm)	Power W [^] /nm	Lumens (ϕ /nm)	λ (nm)	Power W [^] /nm	Lumens (ϕ /nm)	λ (nm)	Power W [^] /nm	Lumens (ϕ /nm)	λ (nm)	Power W [^] /nm	Lumens (ϕ /nm)
360	0	NR	490	295	NR	620	910	NR	750	30	NR	880	1	NR
365	0	NR	495	335	NR	625	862	NR	755	25	NR	885	1	NR
370	0	NR	500	390	NR	630	809	NR	760	21	NR	890	1	NR
375	0	NR	505	445	NR	635	752	NR	765	18	NR	895	0	NR
380	0	NR	510	490	NR	640	694	NR	770	16	NR	900	0	NR
385	0	NR	515	532	NR	645	630	NR	775	13	NR	905	0	NR
390	0	NR	520	563	NR	650	571	NR	780	12	NR	910	0	NR
395	2	NR	525	588	NR	655	512	NR	785	10	NR	915	0	NR
400	3	NR	530	609	NR	660	453	NR	790	8	NR	920	0	NR
405	5	NR	535	631	NR	665	401	NR	795	7	NR	925	0	NR
410	8	NR	540	654	NR	670	351	NR	800	6	NR	930	0	NR
415	13	NR	545	677	NR	675	306	NR	805	5	NR	935	0	NR
420	23	NR	550	702	NR	680	267	NR	810	5	NR	940	0	NR
425	40	NR	555	734	NR	685	230	NR	815	4	NR	945	0	NR
430	70	NR	560	767	NR	690	199	NR	820	4	NR	950	0	NR
435	126	NR	565	802	NR	695	171	NR	825	3	NR	955	0	NR
440	221	NR	570	838	NR	700	146	NR	830	3	NR	960	0	NR
445	418	NR	575	875	NR	705	125	NR	835	2	NR	965	0	NR
450	729	NR	580	913	NR	710	107	NR	840	2	NR	970	0	NR
455	816	NR	585	946	NR	715	90	NR	845	2	NR	975	0	NR
460	578	NR	590	976	NR	720	77	NR	850	1	NR	980	0	NR
465	458	NR	595	992	NR	725	66	NR	855	1	NR	985	0	NR
470	390	NR	600	999	NR	730	56	NR	860	1	NR	990	0	NR
475	299	NR	605	995	NR	735	47	NR	865	1	NR	995	0	NR
480	260	NR	610	975	NR	740	40	NR	870	1	NR	1000	0	NR
485	271	NR	615	948	NR	745	34	NR	875	1	NR			

REPORT NUMBER: SP1-2506-458-1

Scotopic Flux vs. Wavelength



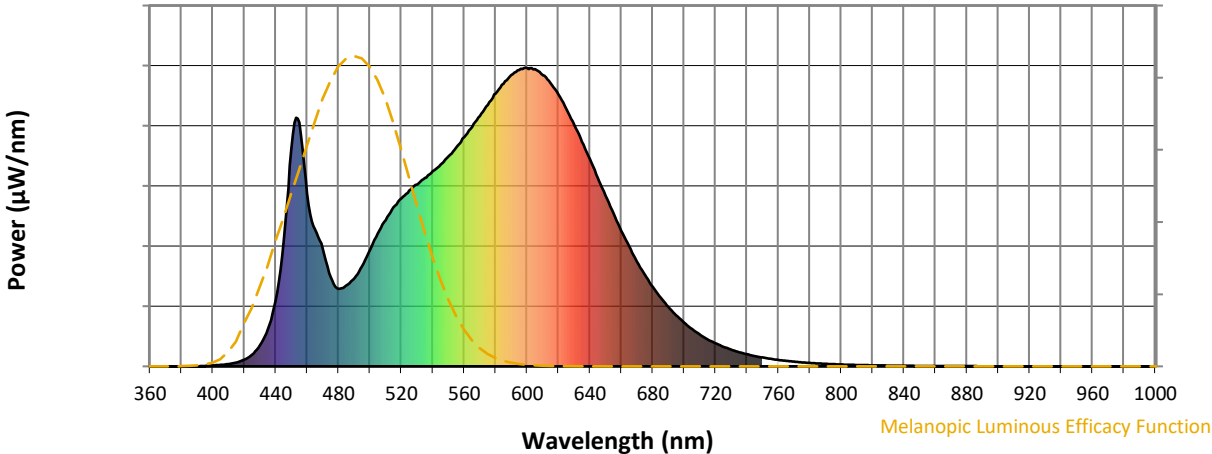
Scotopic Lumens: NR

S/P: 1.53

λ (nm)	Power W [^] /nm	Lumens (φ/nm)	λ (nm)	Power W [^] /nm	Lumens (φ/nm)	λ (nm)	Power W [^] /nm	Lumens (φ/nm)	λ (nm)	Power W [^] /nm	Lumens (φ/nm)	λ (nm)	Power W [^] /nm	Lumens (φ/nm)
360	0	NR	490	295	NR	620	910	NR	750	30	NR	880	1	NR
365	0	NR	495	335	NR	625	862	NR	755	25	NR	885	1	NR
370	0	NR	500	390	NR	630	809	NR	760	21	NR	890	1	NR
375	0	NR	505	445	NR	635	752	NR	765	18	NR	895	0	NR
380	0	NR	510	490	NR	640	694	NR	770	16	NR	900	0	NR
385	0	NR	515	532	NR	645	630	NR	775	13	NR	905	0	NR
390	0	NR	520	563	NR	650	571	NR	780	12	NR	910	0	NR
395	2	NR	525	588	NR	655	512	NR	785	10	NR	915	0	NR
400	3	NR	530	609	NR	660	453	NR	790	8	NR	920	0	NR
405	5	NR	535	631	NR	665	401	NR	795	7	NR	925	0	NR
410	8	NR	540	654	NR	670	351	NR	800	6	NR	930	0	NR
415	13	NR	545	677	NR	675	306	NR	805	5	NR	935	0	NR
420	23	NR	550	702	NR	680	267	NR	810	5	NR	940	0	NR
425	40	NR	555	734	NR	685	230	NR	815	4	NR	945	0	NR
430	70	NR	560	767	NR	690	199	NR	820	4	NR	950	0	NR
435	126	NR	565	802	NR	695	171	NR	825	3	NR	955	0	NR
440	221	NR	570	838	NR	700	146	NR	830	3	NR	960	0	NR
445	418	NR	575	875	NR	705	125	NR	835	2	NR	965	0	NR
450	729	NR	580	913	NR	710	107	NR	840	2	NR	970	0	NR
455	816	NR	585	946	NR	715	90	NR	845	2	NR	975	0	NR
460	578	NR	590	976	NR	720	77	NR	850	1	NR	980	0	NR
465	458	NR	595	992	NR	725	66	NR	855	1	NR	985	0	NR
470	390	NR	600	999	NR	730	56	NR	860	1	NR	990	0	NR
475	299	NR	605	995	NR	735	47	NR	865	1	NR	995	0	NR
480	260	NR	610	975	NR	740	40	NR	870	1	NR	1000	0	NR
485	271	NR	615	948	NR	745	34	NR	875	1	NR			

REPORT NUMBER: SP1-2506-458-1

Melanopic Flux vs. Wavelength

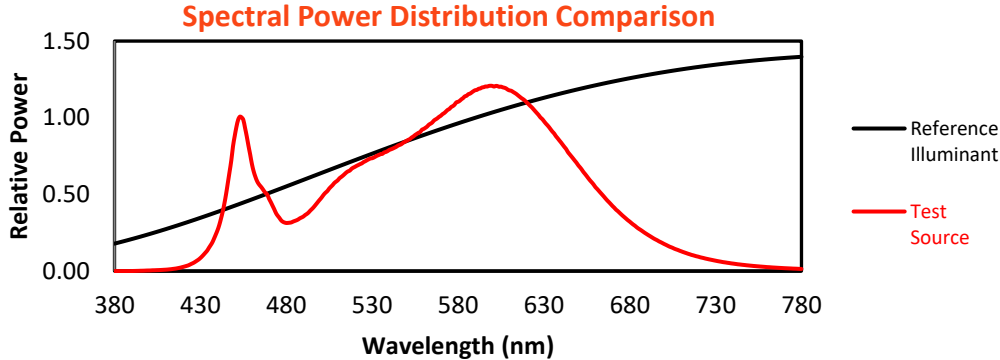


Melanopic Lumens: NR M/P: 3.07

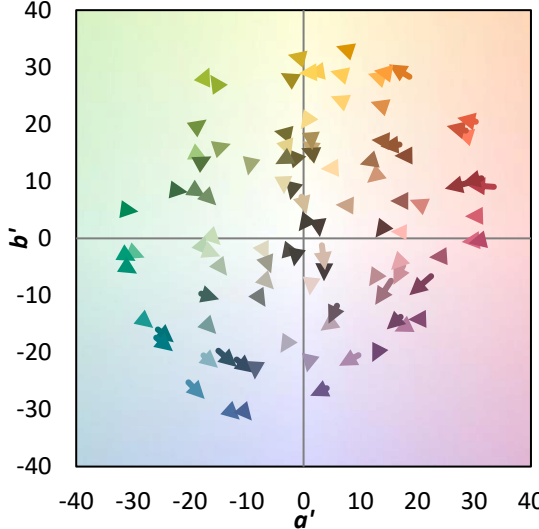
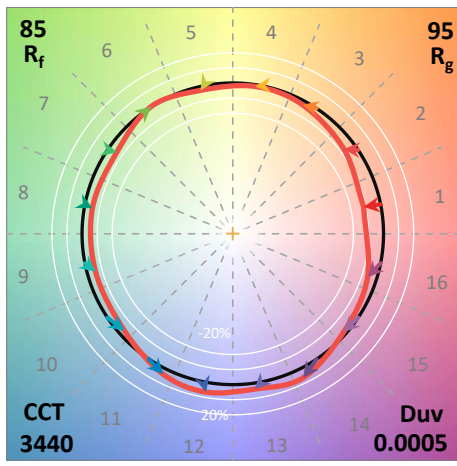
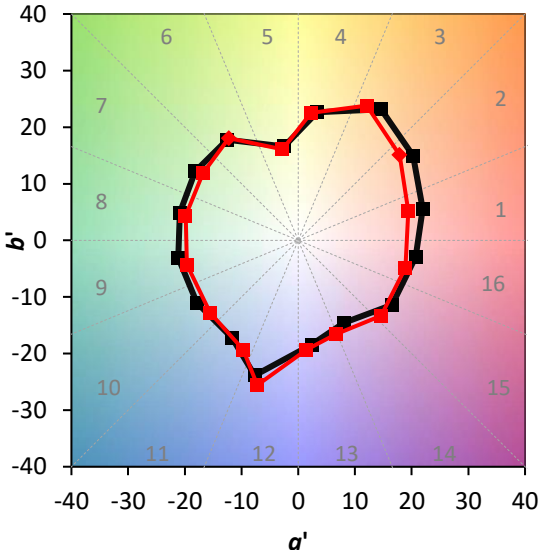
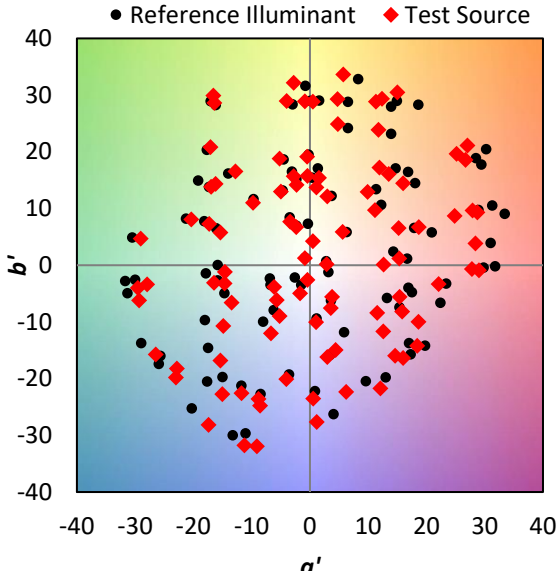
λ (nm)	Power W [^] /nm	Lumens (φ/nm)	λ (nm)	Power W [^] /nm	Lumens (φ/nm)	λ (nm)	Power W [^] /nm	Lumens (φ/nm)	λ (nm)	Power W [^] /nm	Lumens (φ/nm)	λ (nm)	Power W [^] /nm	Lumens (φ/nm)
360	0	NR	490	295	NR	620	910	NR	750	30	NR	880	1	NR
365	0	NR	495	335	NR	625	862	NR	755	25	NR	885	1	NR
370	0	NR	500	390	NR	630	809	NR	760	21	NR	890	1	NR
375	0	NR	505	445	NR	635	752	NR	765	18	NR	895	0	NR
380	0	NR	510	490	NR	640	694	NR	770	16	NR	900	0	NR
385	0	NR	515	532	NR	645	630	NR	775	13	NR	905	0	NR
390	0	NR	520	563	NR	650	571	NR	780	12	NR	910	0	NR
395	2	NR	525	588	NR	655	512	NR	785	10	NR	915	0	NR
400	3	NR	530	609	NR	660	453	NR	790	8	NR	920	0	NR
405	5	NR	535	631	NR	665	401	NR	795	7	NR	925	0	NR
410	8	NR	540	654	NR	670	351	NR	800	6	NR	930	0	NR
415	13	NR	545	677	NR	675	306	NR	805	5	NR	935	0	NR
420	23	NR	550	702	NR	680	267	NR	810	5	NR	940	0	NR
425	40	NR	555	734	NR	685	230	NR	815	4	NR	945	0	NR
430	70	NR	560	767	NR	690	199	NR	820	4	NR	950	0	NR
435	126	NR	565	802	NR	695	171	NR	825	3	NR	955	0	NR
440	221	NR	570	838	NR	700	146	NR	830	3	NR	960	0	NR
445	418	NR	575	875	NR	705	125	NR	835	2	NR	965	0	NR
450	729	NR	580	913	NR	710	107	NR	840	2	NR	970	0	NR
455	816	NR	585	946	NR	715	90	NR	845	2	NR	975	0	NR
460	578	NR	590	976	NR	720	77	NR	850	1	NR	980	0	NR
465	458	NR	595	992	NR	725	66	NR	855	1	NR	985	0	NR
470	390	NR	600	999	NR	730	56	NR	860	1	NR	990	0	NR
475	299	NR	605	995	NR	735	47	NR	865	1	NR	995	0	NR
480	260	NR	610	975	NR	740	40	NR	870	1	NR	1000	0	NR
485	271	NR	615	948	NR	745	34	NR	875	1	NR			

Summary

$R_f = 84.9$
 $R_g = 94.6$
 $CIE R_a = 84.2$
 $R_9 = 13.6$

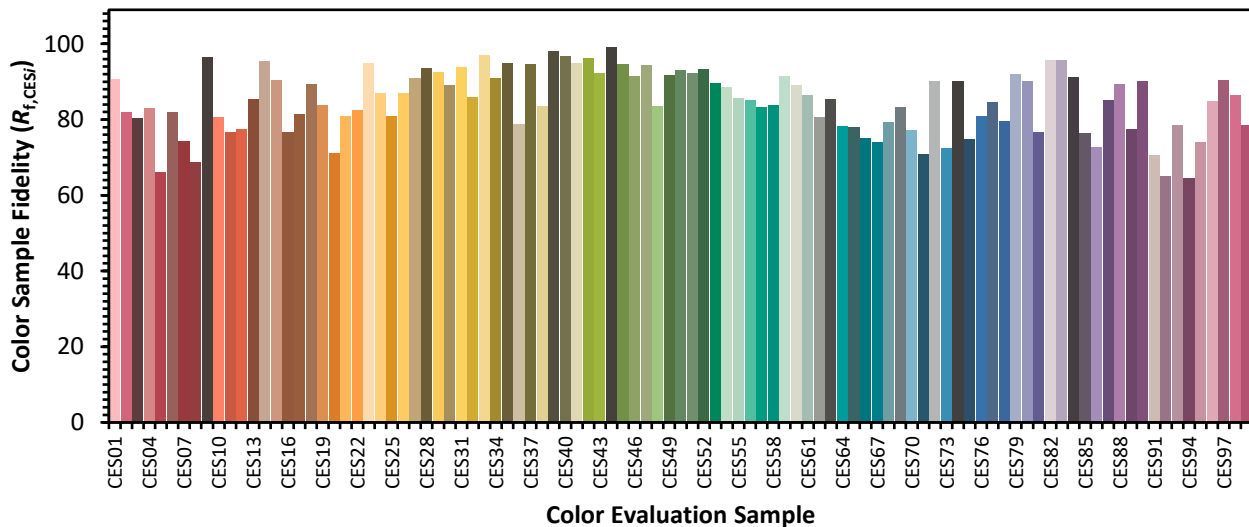


Color Vector Graphics

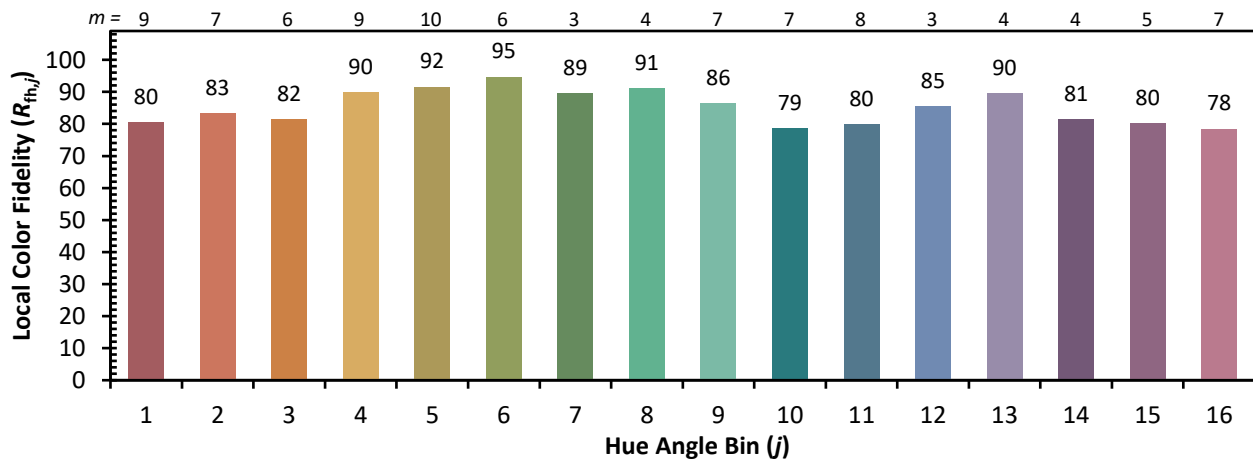
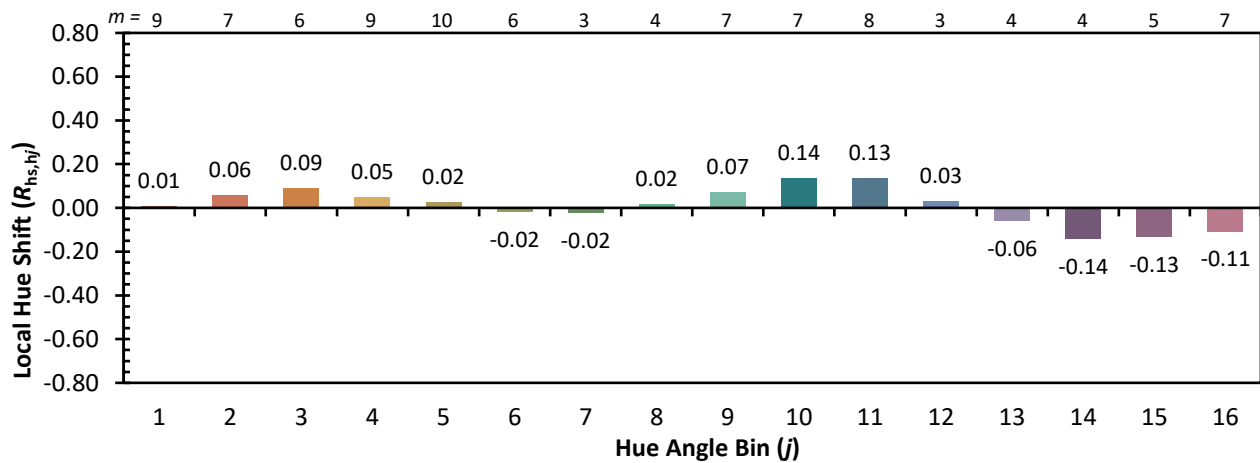
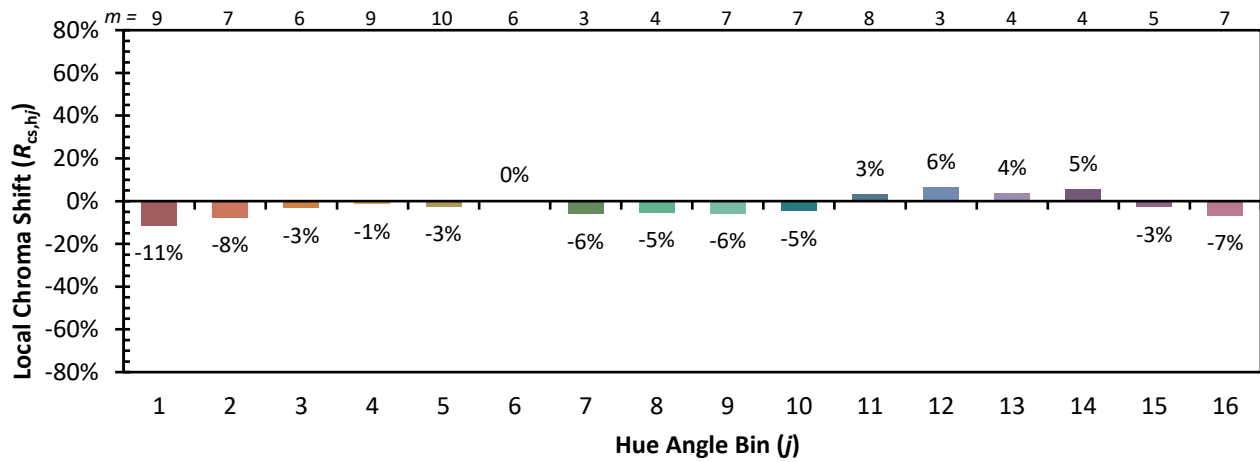


Individual Sample Fidelity Index ($R_{f,i}$)

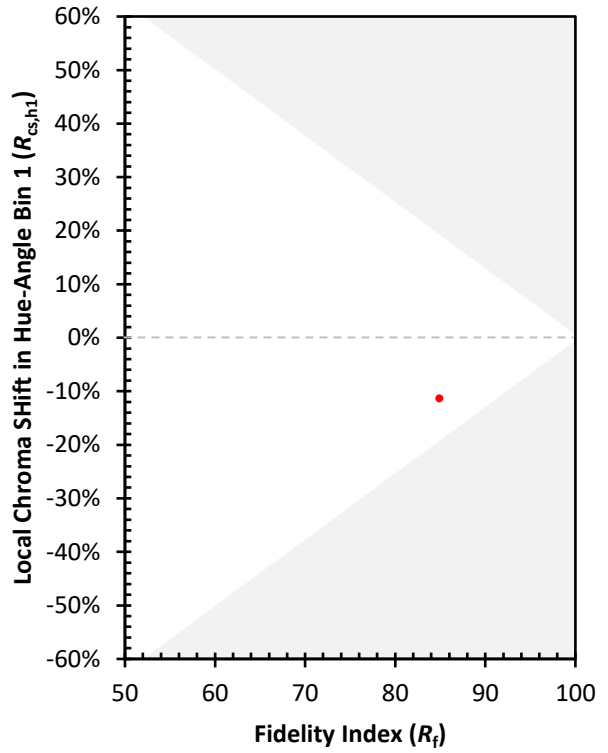
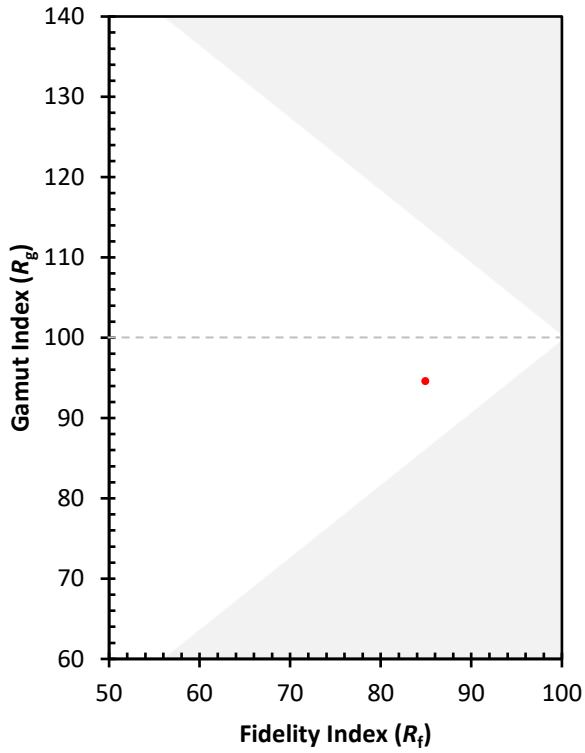
CES01 = 86	CES26 = 87	CES51 = 92	CES76 = 81
CES02 = 62	CES27 = 91	CES52 = 93	CES77 = 85
CES03 = 31	CES28 = 94	CES53 = 90	CES78 = 80
CES04 = 70	CES29 = 92	CES54 = 89	CES79 = 92
CES05 = 49	CES30 = 89	CES55 = 86	CES80 = 90
CES06 = 51	CES31 = 94	CES56 = 85	CES81 = 77
CES07 = 41	CES32 = 86	CES57 = 83	CES82 = 96
CES08 = 40	CES33 = 97	CES58 = 84	CES83 = 96
CES09 = 29	CES34 = 91	CES59 = 91	CES84 = 91
CES10 = 75	CES35 = 95	CES60 = 89	CES85 = 76
CES11 = 58	CES36 = 79	CES61 = 87	CES86 = 73
CES12 = 64	CES37 = 95	CES62 = 81	CES87 = 85
CES13 = 43	CES38 = 84	CES63 = 85	CES88 = 89
CES14 = 74	CES39 = 98	CES64 = 78	CES89 = 78
CES15 = 71	CES40 = 97	CES65 = 78	CES90 = 90
CES16 = 47	CES41 = 95	CES66 = 75	CES91 = 71
CES17 = 50	CES42 = 96	CES67 = 74	CES92 = 65
CES18 = 56	CES43 = 92	CES68 = 79	CES93 = 79
CES19 = 72	CES44 = 99	CES69 = 83	CES94 = 64
CES20 = 66	CES45 = 95	CES70 = 77	CES95 = 74
CES21 = 86	CES46 = 91	CES71 = 71	CES96 = 85
CES22 = 78	CES47 = 94	CES72 = 90	CES97 = 90
CES23 = 92	CES48 = 83	CES73 = 72	CES98 = 86
CES24 = 90	CES49 = 92	CES74 = 90	CES99 = 79
CES25 = 72	CES50 = 93	CES75 = 75	



Color Rendition by Hue-Angle Bin



Measure Comparisons



(END OF REPORT)